

Disney · PIXAR
**FINDING
DORY**

MAKE & HANG!

**CHARACTER
MOBILE**

YOU WILL NEED

**PRINTER
PAPER
SCISSORS**

**GLUE STICK
(OR) TAPE
STRING**


TIP » Card stock paper works best

ADULT SUPERVISION REQUIRED

DIRECTIONS

- 1 Print the following 7 pages
- 2 Cut out images along dotted lines
- 3 Follow directions for each cutout
- 4 Attach top and bottom pieces as instructed on the cutout page
- 5 Attach character cutouts as shown
- 6 Hang your mobile up in your room!

**Print the following pages
to get started!**



IN THEATERS JUNE 17

©2016 Disney/Pixar. All rights reserved.

FOLD HERE »

CUT ALONG WHITE LINE



+ HOLES

Disney · PIXAR
FINDING

DORY

FAMILY
AND FRIENDS

AND

FRIENDS
FAMILY

AND

Disney · PIXAR
FINDING
DORY


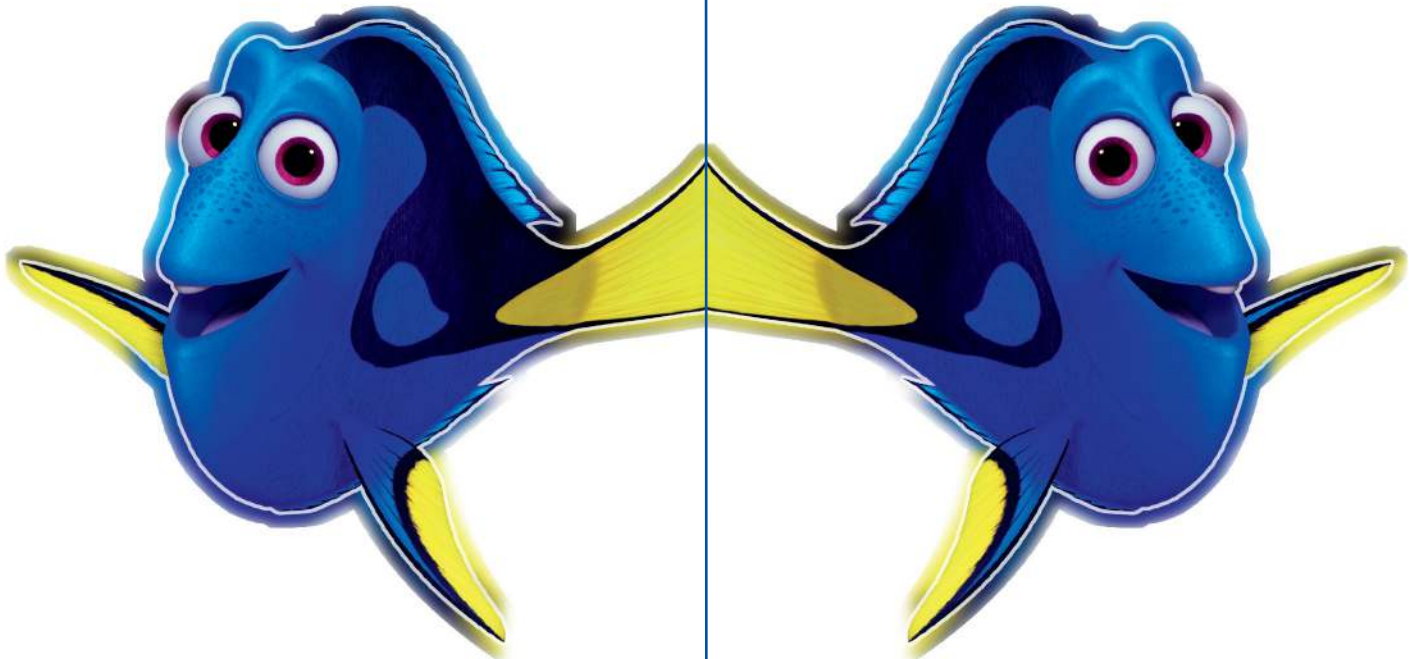
FOLD HERE »

CUT ALONG WHITE LINE  + HOLES




FOLD HERE »

CUT ALONG WHITE LINE



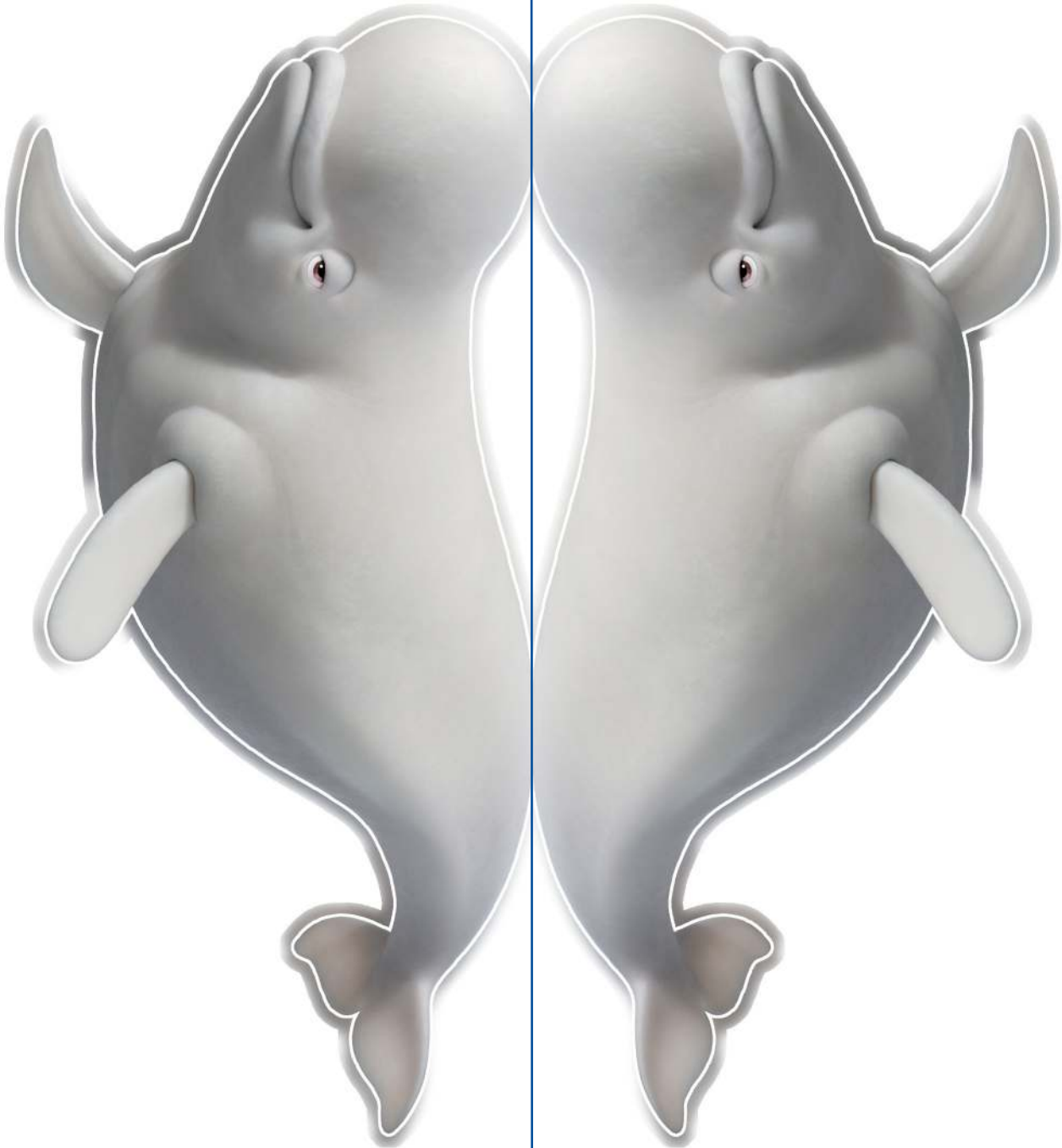
FOLD HERE »

CUT ALONG WHITE LINE



FOLD HERE »

CUT ALONG WHITE LINE




FOLD HERE »


CUT ALONG WHITE LINE



ASSEMBLY STEP 1



ASSEMBLY STEP 2



ASSEMBLY STEP 3

