



Produced by Feld Entertainment

# Disney ON ICE



## FOLLOW YOUR HEART

# DISNEY ON ICE ACTIVITY PACKET

For more information on show dates in your area, visit [DisneyOnIce.com](http://DisneyOnIce.com)

© Disney, © Disney/Pixar.



# WELCOME

**Disney On Ice invites you to take part in an exciting Activity Guide specifically designed for children with a little help from an adult.**

We have five days of fun-filled activities, plus a bonus at the end, to engage and introduce Disney's fans to *Disney On Ice presents Follow Your Heart*.

Visit our website, [DisneyOnIce.com](http://DisneyOnIce.com), for more information and to see when *Disney On Ice presents Follow Your Heart* is coming to a city near you!




Follow your heart straight to adventure at *Disney On Ice*! Just keep swimming with Dory and new pal Hank from Disney•Pixar's *Finding Dory* as they set out to find her parents. Cheer with the Emotions from Disney•Pixar's *Inside Out*. Venture to wintry Arendelle where Olaf and Kristoff help reunite Anna and Elsa and learn love is the most powerful magic of all. See the Disney Princesses achieve their dreams through bravery, kindness and perseverance. And celebrate true friendship with *The Toy Story* gang. Make unforgettable memories with Mickey and your Disney friends when *Disney On Ice presents Follow Your Heart* skates into your hometown!



# MAZE

Help Dory find her friend Hank!



# DAY 1



# Disney ON ICE FOLLOW YOUR HEART



## CONNECT • THE • DOTS

Finish drawing Anna and Elsa  
so they can skate with Olaf!



# DAY 2



# Disney ON ICE

FOLLOW YOUR HEART



## MATCH GAME

Draw a line from the Princess to her castle!



# DAY 3




Disney  
**ON ICE**  
FOLLOW YOUR HEART



# MOOD DOOR HANGER

First cut out the rectangles, then cut on the line and cut out the circle. Now you have a Mood Door Hanger!



Always ask an adult for help when using scissors.

# DAY 4



# Disney ON ICE

FOLLOW YOUR HEART



First cut out the rectangles, then cut on the line and cut out the circle. Now you have a Mood Door Hanger!



Always ask an adult for help when using scissors.




# Disney ON ICE

FOLLOW YOUR HEART



First cut out the rectangles, then cut on the line and cut out the circle. Now you have a Mood Door Hanger!



Always ask an adult for help when using scissors.





# Disney ON ICE FOLLOW YOUR HEART



## FIND THE DIFFERENCES

Help Woody and Buzz find **5** things that are different in the bottom picture!



ANSWERS: 1. Handle on left drawer, 2. Stars on blue wall, 3. Drawings on left wall, 4. Coat hanger with green knobs, 5. Green walls are brown


# DAY 5



Disney  
**ON ICE**  
FOLLOW YOUR HEART



**TIME TO COLOR**



**BONUS**